












FACULTY DETAILS:

S.NO.	FACULTY NAME	QUALIFICATION	SCALE OF PAY	PHOTO
1	RAGHAVENDRA RASTOGI	Bachelor of Education (B.Ed) 62.3 B.Sc 60.51 M.Sc 60.1 Others 57.93 12 th 53.4 10 th 56.33	15600-6000-39100	
2	RAJESH KUMAR CHAUHAN	M.A 60.66 Master of Education(M.Ed) 74.15 M.Com 53.22 M.Phil EDUCATION NET NET B.Com 54.11 10 th 42.83 12 th 54.6 Bachelor of Education (B.Ed) 71.3	15600-6000-39100	
3	DEEPIKA SHARMA	M.A 60.8 Bachelor of Education (B.Ed) 61.8 Master of Education(M.Ed) 75.30 M.Sc 64.44 B.Sc 61.03 12 th 61.8 M.Phil microbiology 10 th 54	15600-6000-39100	
4	SARANDHA SHARMA	Master of Education(M.Ed) 71.30 B.Com 63.68 M.Com 62.46 12 th 56.4 10 th 60.4 Bachelor of Education (B.Ed) 73.4	15600-6000-39100	

5	LOVI SINGH	Bachelor of Education (B.Ed) 77.42 M.A 61.77 12 th 74.2 M.A 70.52 10 th 59.33 B.A 64.66	15600-6000-39100	
6	ASHISH MISHRA	NET Master of Education(M.Ed) 72.35 Bachelor of Education (B.Ed) 77.64 10 th 70 B.E/B.Tech 68.86 12 th 64.2	15600-6000-39100	
7	TUSHARIKA SAXENA	M.A 67.1 M.Sc 70.50 Bachelor of Education (B.Ed) 68.25 12 th 57.8 B.Sc 69.07 10 th 45.33	15600-6000-39100	
8	RASHI SINGH	M.Sc.(M)-44 M.Sc.(C)-66 M.A.(E)-54 B.Sc.-49 12 th 59 10 th 62	15600-6000-39100	
9	NEHA MEHROTRA	M.Phil ANCIENT HISTORY 1011 th 65.5 Master of Education(M.Ed) 57.75 B.A 50.25 B.A 47.91 Bachelor of Education (B.Ed) 64.5 M.A 58 12 th 52 M.A 59.36	15600-6000-39100	

10	SWATI BHARDWAJ	M.Com 56.15 Master of Education(M.Ed) 64 12 th 73.1 B.Com 55.47 Bachelor of Education (B.Ed) 67.66 10 th 44.33	15600-6000- 39100	
11	VANDANA SHARON SINGH	Bachelor of Education (B.Ed) 78.6 B.A 59.08 12 th 62.2 M.A 58.22 Master of Education(M.Ed) 77.14 10 th 58.33	15600-6000- 39100	
12	KAUSHAL PANDEY	M.Sc 60 10 th 68.66 B.Sc 66.22 Bachelor of Education (B.Ed) 74.57 12 th 77	15600-6000- 39100	
13	REETA SHARMA	Bachelor of Education (B.Ed) 66.80 12 th 57 M.Phil ANCIENT HISTORY AND CULTURE B.A 57 M.A 61.36 10 th 61.50	15600-6000- 39100	
14	KANIKA SINGH	Bachelor of Education (B.Ed) 75.4 Master of Education(M.Ed) 82 B.Sc 77.33 M.Sc 70.33 10 th 67.5 12 th 72.2	15600-6000- 39100	

15	NASREEN JAVED	Bachelor of Education (B.Ed) 71.4 M.Sc 56.94 10 th 45.66 12 th 45.8 M.A 63.22 B.Sc 58.96	15600-6000-39100	
16	RETESH GUPTA	Master of Education(M.Ed) 80.92 10 th 55 B.Sc 49.70 12 th 57 Bachelor of Education (B.Ed) 76.8 M.A 61.2	15600-6000-39100	
17	MANJU LATA SHARMA	10 th 64.6 NET B.A 56 Bachelor of Education (B.Ed) 57.5 M.A 63 12 th 49	15600-6000-39100	
18	GARIMA AGARWAL	Ph.D EDUCATION B.Sc 61.60 B.Sc 61.60 12 th 60.40 Bachelor of Education (B.Ed) 80.80 Master of Education(M.Ed) 65.80 M.A 74.16 M.A 64.10 10 th 69.0	15600-6000-39100	
19	ATUL KUMAR GUPTA	Master of Education(M.Ed) 67.53 M.Sc 64.91 Bachelor of Education (B.Ed) 69.1 B.Sc 50 10 th 47 12 th 56	15600-6000-39100	